



CLAUDIA®



WARRANTY
5 YEARS

MATERIAL:

- Vertical collectors in painted mild steel semi oval 30x40 mm.
- Horizontal heating elements in painted mild steel ø 25 mm.

FIXING KIT:

Brackets, airvent, hexagonal tool, plugs and screws for mounting suitable for use on compact or hollow brick, user notice.
The kit is certified from TÜV in compliance with VDI 6036-class 4.

PACKAGING:

The radiator is protected by recyclable carton box. User notice included.

PAINTING PROCESS:

Painted with ecological epoxy powders. (Certificate DIN 55900-1,-2)

COLOURS:

Radiator and accessories: standard white colour RAL 9010-R01.
For other colours see Colour chart chapter.

ACCESSORIES:

See Accessories chapter

Functioning:	<input checked="" type="checkbox"/> Hot water	<input checked="" type="checkbox"/> Electric (see page 334-360)	<input checked="" type="checkbox"/> Dual energy (see page 326-524)
--------------	---	---	--

P. Max: 8 bar	Functioning: hot water	T. Max: 110° C	Connections: 2 x 1/2" gas - 1 x 1/2" gas for airvent
---------------	------------------------	----------------	--

CERTIFICATIONS



ACCESSORIES



**Kristal valve square
With thermostatic option
White R01 - ral 9010**

Copper conn. Ø 12/14/15
Art. nr. 5991990311161
Multilayer conn. Ø 16
Art. nr. 5991990311160



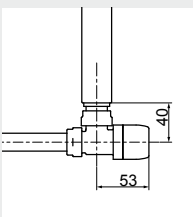
**Towel bar painted mild
steel-white R01**

WIDTH 377 mm



**Kit 2 Hooks
- White R01**

Art. nr. 5991990310028

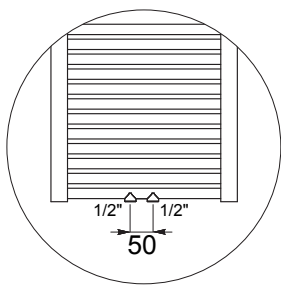


Quotes for square Kristal valves
with thermostatic option

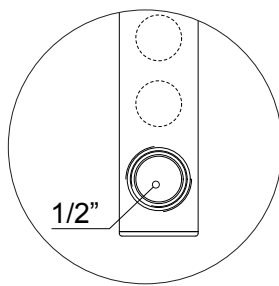
Art. nr.	Available on width
5991990310047	≥ 400 mm
5991990310029	≥ 500 mm
5991990310034	≥ 600 mm
5991990310030	≥ 750 mm

If ordered separately from the radiator, the accessories are available in standard white only.

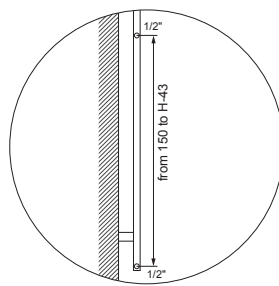
Accessories and spare parts - see Accessories chapter



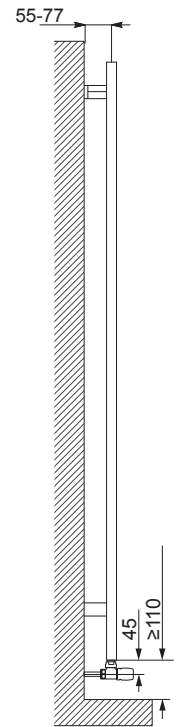
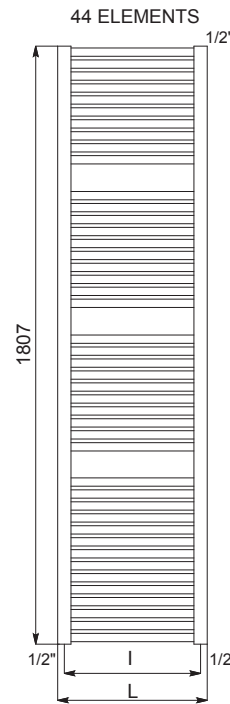
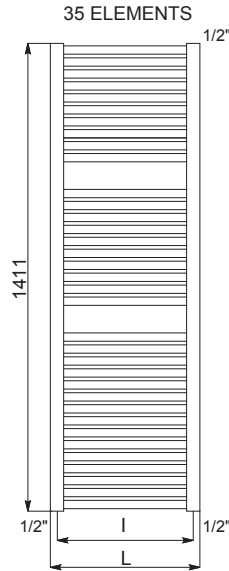
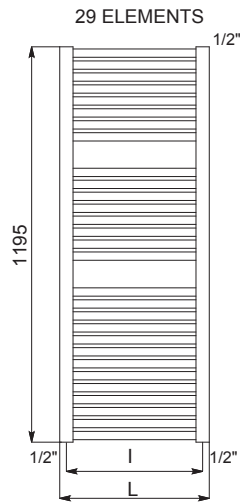
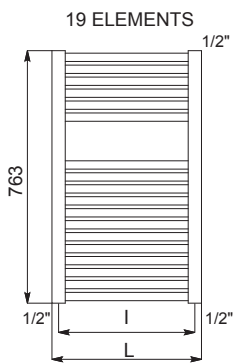
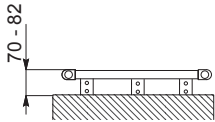
Detail of the pipe centres
50 mm version



Detail of lateral 1/2"
connection
(see futher pages)



Detail of 2 lateral sleeves
connection (see futher pages)



Quotes for Kristal valves

CLAUDIA®

Height [mm]	WIDTH L [mm]	Pipe Centres l [mm]	Art. nr.	Pipe Centres 50 mm			Thermal output [Watt]			Dual energy kit	
				Art. nr.	Dry Weight [Kg]	Surface [m ²]	Water content [lt]	Δt=50°C	Δt=30°C	Exp. n	[Watt]
763	400	350	3551356100025	3551356101025	5,1	0,671	4,0	316	169	1,2241	400
	450	400	3551356100001	3551356101001	5,5	0,746	4,4	349	184	1,2497	400
	500	450	3551356100004	3551356101004	6,0	0,821	4,8	389	206	1,2472	400
	550	500	3551356100008	3551356101008	6,5	0,895	5,2	430	228	1,2451	500
	600	550	3551356100011	3551356101011	6,9	0,970	5,7	470	249	1,2434	500
	750	700	3551356100015	3551356101015	8,3	1,194	6,9	591	314	1,2397	700
1195	1000	950	3551356100019	3551356101019	10,5	1,567	8,9	792	421	1,2361	900
	400	350	3551356100026	3551356101026	7,9	1,032	6,2	478	253	1,2463	600
	450	400	3551356100002	3551356101002	8,6	1,146	6,8	534	281	1,2551	600
	500	450	3551356100005	3551356101005	9,3	1,260	7,4	595	314	1,2488	700
	550	500	3551356100009	3551356101009	9,9	1,374	8,1	656	348	1,2437	700
	600	550	3551356100012	3551356101012	10,6	1,488	8,7	716	380	1,2395	900
1411	750	700	3551356100016	3551356101016	12,7	1,830	10,6	899	480	1,2301	900
	1000	950	3551356100020	3551356101020	16,2	2,399	16,7	1202	644	1,2207	1200
	400	350	3551356100027	3551356101027	9,4	1,238	7,4	583	306	1,2596	700
	450	400	3551356100023	3551356101023	10,2	1,375	8,2	648	341	1,2583	700
	500	450	3551356100006	3551356101006	11,1	1,513	8,9	719	380	1,2498	900
	550	500	3551356100024	3551356101024	11,9	1,650	9,7	791	419	1,2429	900
1807	600	550	3551356100013	3551356101013	12,7	1,788	10,4	862	458	1,2371	900
	750	700	3551356100017	3551356101017	15,3	2,200	12,7	1077	576	1,2244	1200
	1000	950	3551356100021	3551356101021	19,4	2,880	16,4	1434	772	1,2115	1200
	400	350	3551356100028	3551356101028	11,9	1,650	9,3	753	392	1,2796	900
	450	400	3551356100003	3551356101003	13,0	1,730	10,3	821	431	1,2631	900
	500	450	3551356100007	3551356101007	14,0	1,910	11,3	907	479	1,2513	900
1807	550	500	3551356100010	3551356101010	15,1	2,083	12,2	992	526	1,2417	1200
	600	550	3551356100014	3551356101014	16,1	2,250	13,2	1077	574	1,2336	1200
	750	700	3551356100018	3551356101018	19,3	2,774	16,0	1333	716	1,2157	1200
	1000	950	3551356100022	3551356101022	24,5	3,638	20,7	1760	955	1,1978	1200

Art. nr. are referred to colour WHITE R01 - RAL 9010 version.

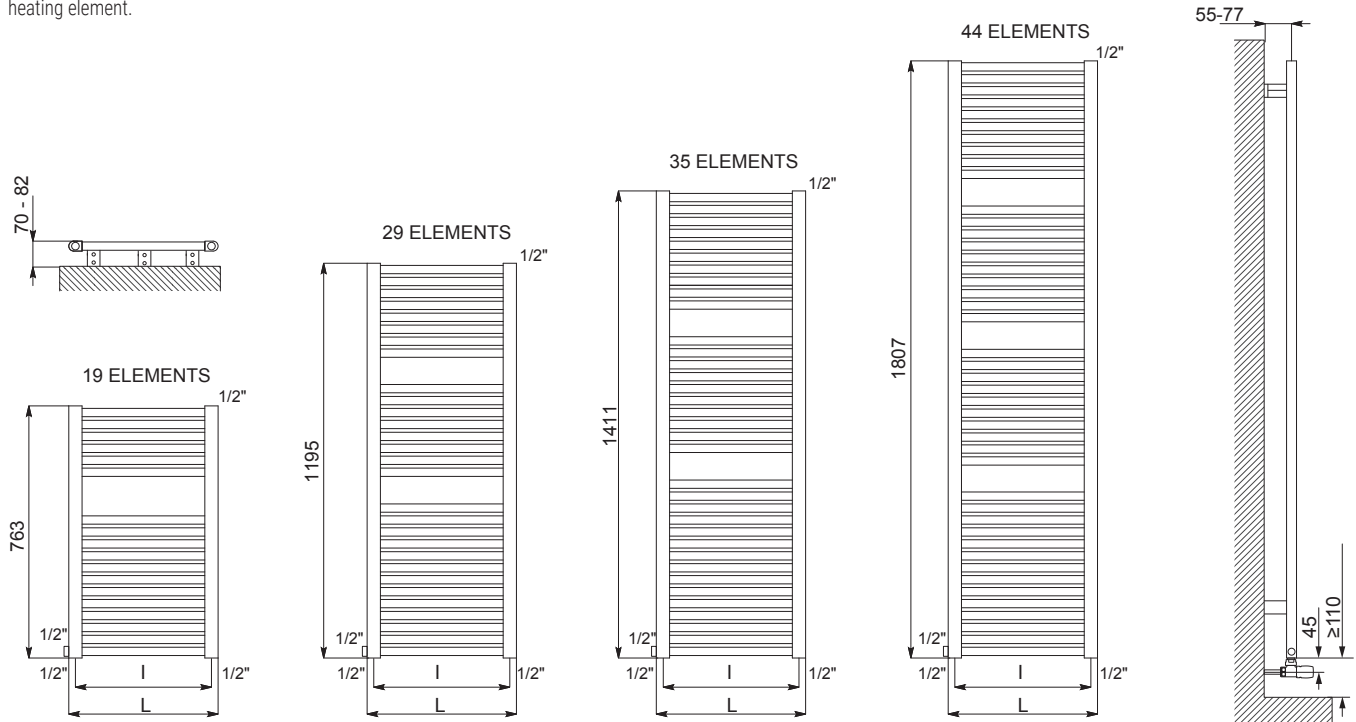
For output at different Δt than 50°C, please refer to the following formula: desired output = output at Δt 50°C x (desired Δt/50)ⁿ



CLAUDIA® AL LATERAL CONNECTION

Detail of lateral 1/2" connection on the collector, in correspondence of the first heating element.

WARRANTY
5 YEARS



Quotes for Kristal valves

CLAUDIA® AL (LATERAL CONNECTION)

Height [mm]	WIDTH L [mm]	Pipe Centres l [mm]	Art. nr.	Dry Weight [Kg]	Surface [m ²]	Water content [lt]	Thermal output [Watt]		Exp. n	Dual energy kit [Watt]
							Δt=50°C	Δt=30°C		
763	400	350	3551356100725	5,1	0,671	4,0	316	169	1,2241	400
	450	400	3551356100701	5,5	0,746	4,4	349	184	1,2497	400
	500	450	3551356100704	6,0	0,821	4,8	389	206	1,2472	400
	550	500	3551356100708	6,5	0,895	5,2	430	228	1,2451	500
	600	550	3551356100711	6,9	0,970	5,7	470	249	1,2434	500
	750	700	3551356100715	8,3	1,194	6,9	591	314	1,2397	700
1195	1000	950	3551356100719	10,5	1,567	8,9	792	421	1,2361	900
	400	350	3551356100726	7,9	1,032	6,2	478	253	1,2463	600
	450	400	3551356100702	8,6	1,146	6,8	534	281	1,2551	600
	500	450	3551356100705	9,3	1,260	7,4	595	314	1,2488	700
	550	500	3551356100709	9,9	1,374	8,1	656	348	1,2437	700
	600	550	3551356100712	10,6	1,488	8,7	716	380	1,2395	900
1411	750	700	3551356100716	12,7	1,830	10,6	899	480	1,2301	900
	1000	950	3551356100720	16,2	2,399	16,7	1202	644	1,2207	1200
	400	350	3551356100727	9,4	1,238	7,4	583	306	1,2596	700
	450	400	3551356100723	10,2	1,375	8,2	648	341	1,2583	700
	500	450	3551356100706	11,1	1,513	8,9	719	380	1,2498	900
	550	500	3551356100724	11,9	1,650	9,7	791	419	1,2429	900
1807	600	550	3551356100713	12,7	1,788	10,4	862	458	1,2371	900
	750	700	3551356100717	15,3	2,200	12,7	1077	576	1,2244	1200
	1000	950	3551356100721	19,4	2,880	16,4	1434	772	1,2115	1200
	400	350	3551356100728	11,9	1,650	9,3	753	392	1,2796	900
	450	400	3551356100703	13,0	1,730	10,3	821	431	1,2631	900
	500	450	3551356100707	14,0	1,910	11,3	907	479	1,2513	900
1807	550	500	3551356100710	15,1	2,083	12,2	992	526	1,2417	1200
	600	550	3551356100714	16,1	2,250	13,2	1077	574	1,2336	1200
	750	700	3551356100718	19,3	2,774	16,0	1333	716	1,2157	1200
	1000	950	3551356100722	24,5	3,638	20,7	1760	955	1,1978	1200

Art. nr. are referred to colour WHITE R01 - RAL 9010 version.

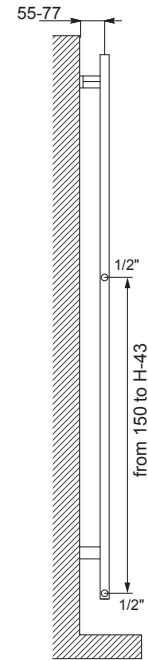
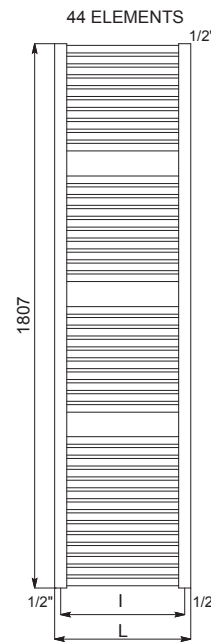
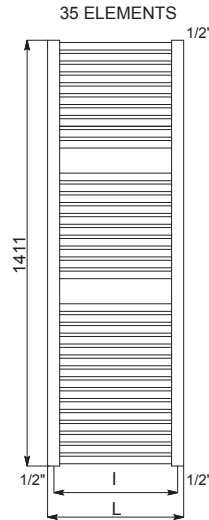
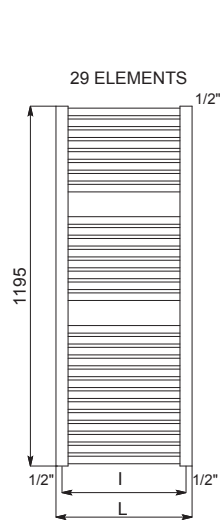
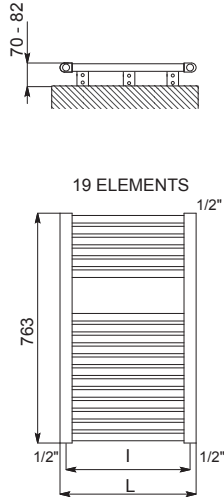
For output at different Δt than 50°C, please refer to the following formula: desired output = output at Δt 50°C x (desired Δt/50)ⁿ



CLAUDIA®

2 LATERAL SLEEVES

WARRANTY
5 YEARS




LATERAL CONNECTION (2 SLEEVES 1/2")

The first sleeve of 1/2" is aligned with first heating element (21.5 mm from the base of the vertical collector).

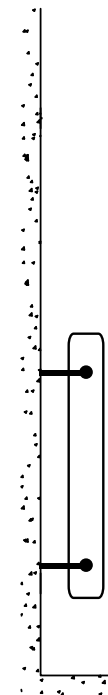
The second sleeve of 1/2" can be placed at the desired distance. The distance has to be specified when sending purchase order. Available pipes centres: from 150 mm to 43 mm of height.

With surcharge (pricelist refers to standard white R01-RAL 9010)

Please contact our sales department for customized models.

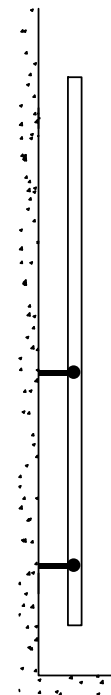


BEFORE



Old radiator

AFTER



New CORDIVARI towel rail radiator

ARDESIA®

TOWEL RAILS

ELECTRIC RADIATORS
AND FAN HEATER

INOX RANGE

LIVING
DESIGN RADIATORS

VENTILATED
RADIATORS

MODELS FOR
REPLACEMENT

MY WAY®
SYSTEM

ACCESSORIES
AND TECHNICAL
SUPPORT