MONTAGEVOORSCHRIFT | MOUNTING INSTRUCTIONS | INSTRUCCIONES DE MONTAJE

MONTAGE-ANLEITUNG | INSTRUCTIONS DE MONTAGE

ZAROS H100

Voor uw veilgheid:borggat gebruiken
Pour votre sécurité:utiliser le trou de fixation
Für Ihre Sicherheit:das Sicherungsloch anwenden
For your security:use the locking hole



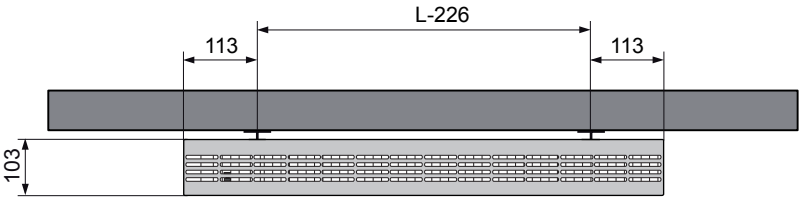

Werkdruk : Max.10 bar
Betriebsdruck : Max.10 bar
Pression de service : Max.10 bar
Operating pressure : Max.10 bar
Presión : Max.10 bar

2 ophangingen tot lengte 1500mm
3 ophangingen boven lengte 1500mm

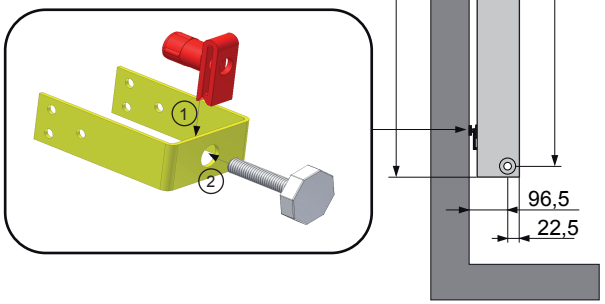

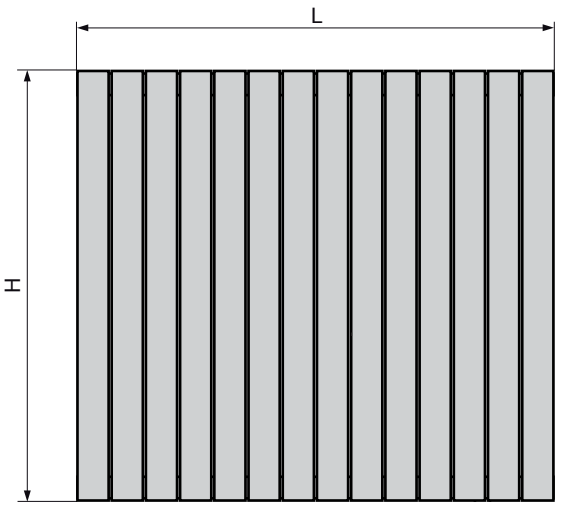

H	A	R
400	277	338,5
500	377	438,5
600	477	538,5
900	777	838,5
1400	1277	1338,5